

Student Satisfaction Survey

Guidelines for Students

NAAC (National Assessment and Accreditation Council) is conducting a Student Satisfaction Survey regarding Teaching – Learning and Evaluation, which will help to assess the quality status of the institution. The identification of the respondent will not be revealed.

- A student will have to respond to all the questions given in the following format after careful thought and sincere effort.
- Each question has five responses, choose the most appropriate one.
- The response to the qualitative question no. 23, is student's opportunity to give suggestions for improvements. (The responses are to be restricted only to teaching learning and evaluation process).
- It may be noted that the total time required for filling up this questionnaire may be less than 20 minutes.

Personal Information:-

A) Please confirm this is the first and only time you are participating in this survey -
a) Yes ☒ b) No ☐

B) Age:-

C) University Name:-

D) Gender:- a) Male ☒ b) Female ☐ c) Transgender ☐

E) What degree program are you pursuing now?
a) Bachelor's ☒ b) Master's ☐

F) What program are you currently pursuing?
a) Arts ☐ b) Science ☒ c) Commerce ☐ d) Professional ☒

Online Student Satisfaction Survey on Teaching Learning and Evaluation Process

Following are the questions:

1. How much of the curricula and syllabi are covered in the Discipline in which you are studying?
 - ☒ 4 – 90 to 100%
 - 3 – 75 to 89%
 - 2 – 55 to 74%
 - 1 – 30 to 54%
 - 0 – Below 30%
2. What categories of teachers are involved in the theory and practical classes in your discipline?
 - 4 – Professors, Associated Professors, Assistant Professors and Others (Lecturers, Tutors, Demonstrators and Residents)
 - 3 – Associated Professors, Assistant Professors and others
 - ☒ 2 – Assistant Professors and others
 - 1 – Others
 - 0 – None of the above
3. What percentage of teachers is effectively communicating domain knowledge, IT skills and Soft Skills in the Teaching Learning Process?
 - ☒ 4 – 90 to 100%
 - 3 – 75 to 89%
 - 2 – 55 to 74%
 - 1 – 30 to 54%
 - 0 – Below 30%
4. Do the teachers build-up in you the expected curricular competencies, program outcomes and course outcomes?
 - 4 – 90 to 100%
 - 3 – 75 to 89%
 - 2 – 55 to 74%
 - 1 – 30 to 54%
 - 0 – Below 30%
5. Does your mentor do necessary follow up of the tasks assigned to you?
 - ☒ 4 – Every time
 - 3 – Usually
 - 2 – Occasionally
 - 1 – Rarely
 - 0 – I don't have a mentor

6. To what extent the mentoring process in your institution is beneficial to you for cognitive, social and emotional growth?

~~4~~ – Highly Beneficial

3 – Beneficial

2 – Satisfactory

1 – Marginally

0 – Not at all

7. To what extent practical facilities related to your discipline have been made available to you?

4 – 90 to 100%

~~3~~ – 75 to 89%

2 – 55 to 74%

1 – 30 to 54%

0 – Below 30%

8. What percentage of teachers use ICT-enabled methods like multimedia, web-based learning and national e-resources while teaching?

~~4~~ – 90 to 100%

3 – 75 to 89%

2 – 55 to 74%

1 – 30 to 54%

0 – Below 30%

9. What is the extent of opportunities given to you for outdoor learning like internship, student exchanges, field visits and projects?

~~4~~ – All of the above

3 – Three of the above

2 – Two of the above

1 – One of the above

0 – None of the above

10. Does the institution provide the opportunities for experiential learning, like problem-based learning, case-based learning, evidence-based learning, competency building, seminars, group discussions, to enhance knowledge and skills in your discipline?

4 – All of the above

~~3~~ – Any four of the above

2 – Any three of the above

1 – Any two of the above

0 – Any one of the above

11. What is the level of opportunities provided by your institution to develop employability and entrepreneurship skills to prepare you for your career?

- ☒ 4 – High Level
- ☐ 3 – Appreciable Level
- ☐ 2 – Satisfactory Level
- ☐ 1 – Marginal Level
- ☐ 0 – No opportunity

12. What is the level of value-added courses / training given by your institution in the area of professional ethics and values, community service, preventive health care and rural health care?

- ☒ 4 – High Level
- ☐ 3 – Appreciable Level
- ☐ 2 – Satisfactory Level
- ☐ 1 – Marginal Level
- ☐ 0 – No opportunity given

13. What level of monitoring and evaluation is available in your institution for assessing the effectiveness and interactiveness of the classroom/learning sessions?

- ☐ 4 – High Level
- ☒ 3 – Appreciable Level
- ☐ 2 – Satisfactory Level
- ☐ 1 – Marginal Level
- ☐ 0 – No opportunity given

14. To what extent the institutional ambience and class room teaching has improved your creative thinking and analytical skills?

- ☐ 4 – High Level
- ☒ 3 – Appreciable Level
- ☐ 2 – Satisfactory Level
- ☐ 1 – Marginal Level
- ☐ 0 – No opportunity given

15. How frequently your performance in academic assignments are discussed and reviewed with you by the teachers?

- ☒ 4 – Regularly
- ☐ 3 – Often
- ☐ 2 – Sometimes
- ☐ 1 – Rarely
- ☐ 0 – Never

16. What is your assessment about the fairness of the internal evaluation process by the teachers?

- 4 – Always fair
- ☒ 3 – More often fair
- 2 – Sometimes fair
- 1 – Usually unfair
- 0 – Always unfair

17. What is the average time taken by the institution for declaration of examination results?

- 4 – Within 15 days
- ☒ 3 – 16 days to 30 days
- 2 – 31 days to 45 days
- 1 – 46 days to 60 days
- 0 – Beyond 60 days

18. What are the mechanisms (issue of photocopy of answer sheet, re-totaling, re-evaluation and provision of grace marks) available in your institution for redressal of grievances with reference to examinations?

- 4 – All the above mechanisms
- ☒ 3 – Any three of them
- 2 – Any two of them
- 1 – Only one of them
- 0 – None

19. How do you rate the procedures involved in the pre examination, examination and post examination processes of the evaluation system adopted by your institution?

- 4 – Excellent
- ☒ 3 – Very Good
- 2 – Good
- 1 – Average
- 0 – Poor

20. Do your teachers enable you to identify your strengths and weaknesses and help you to develop your strengths and overcome your weaknesses by providing timely counseling and care?


- ☒ 4 – Every time
- 3 – Usually
- 2 – Occasionally
- 1 – Rarely
- 0 – Never

21. If you were to award rating of your institution in terms of "stars" in relation to quality of teaching learning and evaluation, what would be your rating?

- 4 - *****
- 3 - *****
- 2 - ***
- 1 - **
- 0 - *

22. Give three suggestions to improve the overall teaching, learning and evaluation process in your institution.

- a) parking facility
- b) practical oriented teaching
- c) _____



Date: 17/3/17

**G R Patil College of Arts, Science and Commerce, Sonarpada,
Dombivli (E)**

Student Satisfaction Survey

Guidelines for Students

NAAC (National Assessment and Accreditation Council) is conducting a Student Satisfaction Survey regarding Teaching – Learning and Evaluation, which will help to assess the quality status of the institution. The identification of the respondent will not be revealed.

- A student will have to respond to all the questions given in the following format after careful thought and sincere effort.
- Each question has five responses, choose the most appropriate one.
- The response to the qualitative question no. 23, is student's opportunity to give suggestions for improvements. (The responses are to be restricted only to teaching learning and evaluation process).
- It may be noted that the total time required for filling up this questionnaire may be less than 20 minutes.

Personal Information:-

A) Please confirm this is the first and only time you are participating in this survey -

a) Yes ☐ b) No ☒

B) Age:-

C) University Name:-

D) Gender:- a) Male ☐ b) Female ☒ c) Transgender ☐

E) What degree program are you pursuing now?

a) Bachelor's ☒ b) Master's ☐

F) What program are you currently pursuing?

a) Arts ☐ b) Science ☐ c) Commerce ☐ d) Professional ☒

Online Student Satisfaction Survey on Teaching Learning and Evaluation Process

Following are the questions:

1. How much of the curricula and syllabi are covered in the Discipline in which you are studying?
 - 4 – 90 to 100%
 - ☒ 3 – 75 to 89%
 - 2 – 55 to 74%
 - 1 – 30 to 54%
 - 0 – Below 30%
2. What categories of teachers are involved in the theory and practical classes in your discipline?
 - 4 – Professors, Associated Professors, Assistant Professors and Others (Lecturers, Tutors, Demonstrators and Residents)
 - 3 – Associated Professors, Assistant Professors and others
 - ☒ 2 – Assistant Professors and others
 - 1 – Others
 - 0 – None of the above
3. What percentage of teachers is effectively communicating domain knowledge, IT skills and Soft Skills in the Teaching Learning Process?
 - ☒ 4 – 90 to 100%
 - 3 – 75 to 89%
 - 2 – 55 to 74%
 - 1 – 30 to 54%
 - 0 – Below 30%
4. Do the teachers build-up in you the expected curricular competencies, program outcomes and course outcomes?
 - ☒ 4 – 90 to 100%
 - 3 – 75 to 89%
 - 2 – 55 to 74%
 - 1 – 30 to 54%
 - 0 – Below 30%
5. Does your mentor do necessary follow up of the tasks assigned to you?
 - ☒ 4 – Every time
 - 3 – Usually
 - 2 – Occasionally
 - 1 – Rarely
 - 0 – I don't have a mentor

6. To what extent the mentoring process in your institution is beneficial to you for cognitive, social and emotional growth?

4 – Highly Beneficial

☒ 3 – Beneficial

2 – Satisfactory

1 – Marginally

0 – Not at all

7. To what extent practical facilities related to your discipline have been made available to you?

☒ 4 – 90 to 100%

3 – 75 to 89%

2 – 55 to 74%

1 – 30 to 54%

0 – Below 30%

8. What percentage of teachers use ICT-enabled methods like multimedia, web-based learning and national e-resources while teaching?

☒ 4 – 90 to 100%

3 – 75 to 89%

2 – 55 to 74%

1 – 30 to 54%

0 – Below 30%

9. What is the extent of opportunities given to you for outdoor learning like internship, student exchanges, field visits and projects?

4 – All of the above

☒ 3 – Three of the above

2 – Two of the above

1 – One of the above

0 – None of the above

10. Does the institution provide the opportunities for experiential learning, like problem-based learning, case-based learning, evidence-based learning, competency building, seminars, group discussions, to enhance knowledge and skills in your discipline?

4 – All of the above

☒ 3 – Any four of the above

2 – Any three of the above

1 – Any two of the above

0 – Any one of the above

11. What is the level of opportunities provided by your institution to develop employability and entrepreneurship skills to prepare you for your career?

- ☒ 4 - High Level
- ☐ 3 - Appreciable Level
- ☐ 2 - Satisfactory Level
- ☐ 1 - Marginal Level
- ☐ 0 - No opportunity

12. What is the level of value-added courses / training given by your institution in the area of professional ethics and values, community service, preventive health care and rural health care?

- ☒ 4 - High Level
- ☐ 3 - Appreciable Level
- ☐ 2 - Satisfactory Level
- ☐ 1 - Marginal Level
- ☐ 0 - No opportunity given

13. What level of monitoring and evaluation is available in your institution for assessing the effectiveness and interactivensess of the classroom/learning sessions?

- ☒ 4 - High Level
- ☐ 3 - Appreciable Level
- ☐ 2 - Satisfactory Level
- ☐ 1 - Marginal Level
- ☐ 0 - No opportunity given

14. To what extent the institutional ambience and class room teaching has improved your creative thinking and analytical skills?

- ☒ 4 - High Level
- ☐ 3 - Appreciable Level
- ☐ 2 - Satisfactory Level
- ☐ 1 - Marginal Level
- ☐ 0 - No opportunity given

15. How frequently your performance in academic assignments are discussed and reviewed with you by the teachers?

- ☒ 4 - Regularly
- ☐ 3 - Often
- ☐ 2 - Sometimes
- ☐ 1 - Rarely
- ☐ 0 - Never

16. What is your assessment about the fairness of the internal evaluation process by the teachers?

- ☒ 4 – Always fair
- ☐ 3 – More often fair
- ☐ 2 – Sometimes fair
- ☐ 1 – Usually unfair
- ☐ 0 – Always unfair

17. What is the average time taken by the institution for declaration of examination results?

- ☐ 4 – Within 15 days
- ☒ 3 – 16 days to 30 days
- ☐ 2 – 31 days to 45 days
- ☐ 1 – 46 days to 60 days
- ☐ 0 – Beyond 60 days

18. What are the mechanisms (issue of photocopy of answer sheet, re-totaling, re-evaluation and provision of grace marks) available in your institution for redressal of grievances with reference to examinations?

- ☐ 4 – All the above mechanisms
- ☒ 3 – Any three of them
- ☐ 2 – Any two of them
- ☐ 1 – Only one of them
- ☐ 0 – None

19. How do you rate the procedures involved in the pre examination, examination and post examination processes of the evaluation system adopted by your institution?

- ☐ 4 – Excellent
- ☐ 3 – Very Good
- ☒ 2 – Good
- ☐ 1 – Average
- ☐ 0 – Poor

20. Do your teachers enable you to identify your strengths and weaknesses and help you to develop your strengths and overcome your weaknesses by providing timely counseling and care?

- ☒ 4 – Every time
- ☐ 3 – Usually
- ☐ 2 – Occasionally
- ☐ 1 – Rarely
- ☐ 0 – Never


21. If you were to award rating of your institution in terms of "stars" in relation to quality of teaching learning and evaluation, what would be your rating?

- 4 - *****
3 - ****
2 - ***
1 - **
0 - *

22. Give three suggestions to improve the overall teaching, learning and evaluation process in your institution.

- a) provide smart board , projector in classrooms .
b) no suggestion .
c) very good college .

Date: 17/3/17



Student Satisfaction Survey

Guidelines for Students

NAAC (National Assessment and Accreditation Council) is conducting a Student Satisfaction Survey regarding Teaching – Learning and Evaluation, which will help to assess the quality status of the institution. The identification of the respondent will not be revealed.

- A student will have to respond to all the questions given in the following format after careful thought and sincere effort.
- Each question has five responses, choose the most appropriate one.
- The response to the qualitative question no. 23, is student's opportunity to give suggestions for improvements. (The responses are to be restricted only to teaching learning and evaluation process).
- It may be noted that the total time required for filling up this questionnaire may be less than 20 minutes.

Personal Information:-

A) Please confirm this is the first and only time you are participating in this survey -

a) Yes ☒ b) No ☒

B) Age:-

C) University Name:-

D) Gender:- a) Male ☐ b) Female ☒ c) Transgender ☐

E) What degree program are you pursuing now?

a) Bachelor's ☒ b) Master's ☐

F) What program are you currently pursuing?

a) Arts ☐ b) Science ☐ c) Commerce ☐ d) Professional ☒

Online Student Satisfaction Survey on Teaching Learning and Evaluation Process

Following are the questions:

1. How much of the curricula and syllabi are covered in the Discipline in which you are studying?
☐ 4 – 90 to 100%
☒ 3 – 75 to 89%
☐ 2 – 55 to 74%
☐ 1 – 30 to 54%
☐ 0 – Below 30%
2. What categories of teachers are involved in the theory and practical classes in your discipline?
☐ 4 – Professors, Associated Professors, Assistant Professors and Others (Lecturers, Tutors, Demonstrators and Residents)
☐ 3 – Associated Professors, Assistant Professors and others
☐ 2 – Assistant Professors and others
☒ 1 – Others
☐ 0 – None of the above
3. What percentage of teachers is effectively communicating domain knowledge, IT skills and Soft Skills in the Teaching Learning Process?
☐ 4 – 90 to 100%
☒ 3 – 75 to 89%
☐ 2 – 55 to 74%
☐ 1 – 30 to 54%
☐ 0 – Below 30%
4. Do the teachers build-up in you the expected curricular competencies, program outcomes and course outcomes?
☐ 4 – 90 to 100%
☒ 3 – 75 to 89%
☐ 2 – 55 to 74%
☐ 1 – 30 to 54%
☐ 0 – Below 30%
5. Does your mentor do necessary follow up of the tasks assigned to you?
☒ 4 – Every time
☐ 3 – Usually
☐ 2 – Occasionally
☐ 1 – Rarely
☐ 0 – I don't have a mentor

6. To what extent the mentoring process in your institution is beneficial to you for cognitive, social and emotional growth?

- ☒ 4 – Highly Beneficial
- 3 – Beneficial
- 2 – Satisfactory
- 1 – Marginally
- 0 – Not at all

7. To what extent practical facilities related to your discipline have been made available to you?

- ☒ 4 – 90 to 100%
- 3 – 75 to 89%
- 2 – 55 to 74%
- 1 – 30 to 54%
- 0 – Below 30%

8. What percentage of teachers use ICT-enabled methods like multimedia, web-based learning and national e-resources while teaching?

- 4 – 90 to 100%
- ☒ 3 – 75 to 89%
- 2 – 55 to 74%
- 1 – 30 to 54%
- 0 – Below 30%

9. What is the extent of opportunities given to you for outdoor learning like internship, student exchanges, field visits and projects?

- 4 – All of the above
- ☒ 3 – Three of the above
- 2 – Two of the above
- 1 – One of the above
- 0 – None of the above

10. Does the institution provide the opportunities for experiential learning, like problem-based learning, case-based learning, evidence-based learning, competency building, seminars, group discussions, to enhance knowledge and skills in your discipline?

- 4 – All of the above
- 3 – Any four of the above
- ☒ 2 – Any three of the above
- 1 – Any two of the above
- 0 – Any one of the above

11. What is the level of opportunities provided by your institution to develop employability and entrepreneurship skills to prepare you for your career?

- 4 – High Level
- 3 – Appreciable Level
- ✓ 2 – Satisfactory Level
- 1 – Marginal Level
- 0 – No opportunity

12. What is the level of value-added courses / training given by your institution in the area of professional ethics and values, community service, preventive health care and rural health care?

- 4 – High Level
- ✓ 3 – Appreciable Level
- 2 – Satisfactory Level
- 1 – Marginal Level
- 0 – No opportunity given

13. What level of monitoring and evaluation is available in your institution for assessing the effectiveness and interactiveness of the classroom/learning sessions?

- 4 – High Level
- ✓ 3 – Appreciable Level
- 2 – Satisfactory Level
- 1 – Marginal Level
- 0 – No opportunity given

14. To what extent the institutional ambience and class room teaching has improved your creative thinking and analytical skills?

- 4 – High Level
- ✓ 3 – Appreciable Level
- 2 – Satisfactory Level
- 1 – Marginal Level
- 0 – No opportunity given

15. How frequently your performance in academic assignments are discussed and reviewed with you by the teachers?

- 4 – Regularly
- 3 – Often
- ✓ 2 – Sometimes
- 1 – Rarely
- 0 – Never

16. What is your assessment about the fairness of the internal evaluation process by the teachers?

- 4 – Always fair
- ☒ 3 – More often fair
- 2 – Sometimes fair
- 1 – Usually unfair
- 0 – Always unfair

17. What is the average time taken by the institution for declaration of examination results?

- 4 – Within 15 days
- ☒ 3 – 16 days to 30 days
- 2 – 31 days to 45 days
- 1 – 46 days to 60 days
- 0 – Beyond 60 days

18. What are the mechanisms (issue of photocopy of answer sheet, re-totaling, re-evaluation and provision of grace marks) available in your institution for redressal of grievances with reference to examinations?

- 4 – All the above mechanisms
- ☒ 3 – Any three of them
- 2 – Any two of them
- 1 – Only one of them
- 0 – None

19. How do you rate the procedures involved in the pre examination, examination and post examination processes of the evaluation system adopted by your institution?

- 4 – Excellent
- ☒ 3 – Very Good
- 2 – Good
- 1 – Average
- 0 – Poor

20. Do your teachers enable you to identify your strengths and weaknesses and help you to develop your strengths and overcome your weaknesses by providing timely counseling and care?

- ☒ 4 – Every time
- 3 – Usually
- 2 – Occasionally
- 1 – Rarely
- 0 – Never

21. If you were to award rating of your institution in terms of "stars" in relation to quality of teaching learning and evaluation, what would be your rating?

4 - *****

3 - ****

2 - ***

1 - **

0 - *

22. Give three suggestions to improve the overall teaching, learning and evaluation process in your institution.

a) we want guest lecture.

b)

c)



Date: 17/3/17

Student Satisfaction Survey

Guidelines for Students

NAAC (National Assessment and Accreditation Council) is conducting a Student Satisfaction Survey regarding Teaching – Learning and Evaluation, which will help to assess the quality status of the institution. The identification of the respondent will not be revealed.

- A student will have to respond to all the questions given in the following format after careful thought and sincere effort.
- Each question has five responses, choose the most appropriate one.
- The response to the qualitative question no. 23, is student's opportunity to give suggestions for improvements. (The responses are to be restricted only to teaching learning and evaluation process).
- It may be noted that the total time required for filling up this questionnaire may be less than 20 minutes.

Personal Information:-

A) Please confirm this is the first and only time you are participating in this survey -

a) Yes ☒ b) No ☐

B) Age:-

C) University Name:-

D) Gender:- a) Male ☒ b) Female ☐ c) Transgender ☐

E) What degree program are you pursuing now?

a) Bachelor's ☒ b) Master's ☐

F) What program are you currently pursuing?

a) Arts ☐ b) Science ☒ c) Commerce ☐ d) Professional ☒

Online Student Satisfaction Survey on Teaching Learning and Evaluation Process

0 – what ex
social and e
4 – Highly B
3 – Beneficial
2 – Satisfactor

Following are the questions:

1. How much of the curricula and syllabi are covered in the Discipline in which you are studying?
 - 4 – 90 to 100%
 - ☒ 3 – 75 to 89%
 - 2 – 55 to 74%
 - 1 – 30 to 54%
 - 0 – Below 30%
2. What categories of teachers are involved in the theory and practical classes in your discipline?
 - 4 – Professors, Associated Professors, Assistant Professors and Others (Lecturers, Tutors, Demonstrators and Residents)
 - 3 – Associated Professors, Assistant Professors and others
 - 2 – Assistant Professors and others
 - 1 – Others
 - 0 – None of the above
3. What percentage of teachers is effectively communicating domain knowledge, IT skills and Soft Skills in the Teaching Learning Process?
 - 4 – 90 to 100%
 - ☒ 3 – 75 to 89%
 - 2 – 55 to 74%
 - 1 – 30 to 54%
 - 0 – Below 30%
4. Do the teachers build-up in you the expected curricular competencies, program outcomes and course outcomes?
 - 4 – 90 to 100%
 - ☒ 3 – 75 to 89%
 - 2 – 55 to 74%
 - 1 – 30 to 54%
 - 0 – Below 30%
5. Does your mentor do necessary follow up of the tasks assigned to you?
 - 4 – ~~Every time~~
 - ☒ 3 – Usually
 - 2 – Occasionally
 - 1 – Rarely
 - 0 – I don't have a mentor

What extent the mentoring process in your institution is beneficial to you for cognitive, intellectual and emotional growth?

Highly Beneficial

Beneficial

Satisfactory

Marginally

Not at all

What extent practical facilities related to your discipline have been made available to you?

- 90 to 100%

- 75 to 89%

- 55 to 74%

- 30 to 54%

- Below 30%

What percentage of teachers use ICT-enabled methods like multimedia, web-based learning and additional e-resources while teaching?

4 - 90 to 100%

3 - 75 to 89%

2 - 55 to 74%

1 - 30 to 54%

0 - Below 30%

What is the extent of opportunities given to you for outdoor learning like internship, student exchanges, field visits and projects?

4 - All of the above

3 - Three of the above

2 - Two of the above

1 - One of the above

0 - None of the above

Does the institution provide the opportunities for experiential learning, like problem-based learning, case-based learning, evidence-based learning, competency building, seminars, group discussions, to enhance knowledge and skills in your discipline?

4 - All of the above

3 - Any four of the above

2 - Any three of the above

1 - Any two of the above

0 - Any one of the above

11. What is the level of opportunities provided by your institution to develop employability entrepreneurship skills to prepare you for your career?

- 4 - High Level
- ☒ 3 - Appreciable Level
- 2 - Satisfactory Level
- 1 - Marginal Level
- 0 - No opportunity

12. What is the level of value-added courses / training given by your institution in the area of professional ethics and values, community service, preventive health care and rural health care?

- 4 - High Level
- ☒ 3 - Appreciable Level
- 2 - Satisfactory Level
- 1 - Marginal Level
- 0 - No opportunity given

13. What level of monitoring and evaluation is available in your institution for assessing the effectiveness and interactivensess of the classroom/learning sessions?

- 4 - High Level
- ☒ 3 - Appreciable Level
- 2 - Satisfactory Level
- 1 - Marginal Level
- 0 - No opportunity given

14. To what extent the institutional ambience and class room teaching has improved your creative thinking and analytical skills?

- 4 - High Level
- ☒ 3 - Appreciable Level
- 2 - Satisfactory Level
- 1 - Marginal Level
- 0 - No opportunity given

15. How frequently your performance in academic assignments are discussed and reviewed with you by the teachers?

- ☒ 4 - Regularly
- 3 - Often
- 2 - Sometimes
- 1 - Rarely
- 0 - Never

What is your assessment about the fairness of the internal evaluation process by the teachers?

- 4 – Always fair
- 3 – More often fair
- ☒ 2 – Sometimes fair
- 1 – Usually unfair
- 0 – Always unfair

17. What is the average time taken by the institution for declaration of examination results?

- 4 – Within 15 days
- ☒ 3 – 16 days to 30 days
- 2 – 31 days to 45 days
- 1 – 46 days to 60 days
- 0 – Beyond 60 days

18. What are the mechanisms (issue of photocopy of answer sheet, re-totaling, re-evaluation and provision of grace marks) available in your institution for redressal of grievances with reference to examinations?

- 4 – All the above mechanisms
- ☒ 3 – Any three of them
- 2 – Any two of them
- 1 – Only one of them
- 0 – None

19. How do you rate the procedures involved in the pre examination, examination and post examination processes of the evaluation system adopted by your institution?

- 4 – Excellent
- ☒ 3 – Very Good
- 2 – Good
- 1 – Average
- 0 – Poor

20. Do your teachers enable you to identify your strengths and weaknesses and help you to develop your strengths and overcome your weaknesses by providing timely counseling and care?

- 4 – Every time
- ☒ 3 – Usually
- 2 – Occasionally
- 1 – Rarely
- 0 – Never

21. If you were to award rating of your institution in terms of "stars" in relation to quality of teaching learning and evaluation, what would be your rating?

- 4 - *****
- ~~3 - ****~~
- 2 - ***
- 1 - **
- 0 - *

22. Give three suggestions to improve the overall teaching, learning and evaluation process in your institution.

- a) Interact with blackboard more.
- b) Give practical example.
- c)

Sharma

Date: 17/3/17

**G R Patil College of Arts, Science and Commerce, Sonarpada,
Dombivli (E)**

Student Satisfaction Survey

Guidelines for Students

NAAC (National Assessment and Accreditation Council) is conducting a Student Satisfaction Survey regarding Teaching – Learning and Evaluation. which will help to assess the quality status of the institution The identification of the respondent will not be revealed.

- A student will have to respond to all the questions given in the following format after careful thought and sincere effort.
- Each question has five responses, choose the most appropriate one.
- The response to the qualitative question no. 23, is student's opportunity to give suggestions for improvements. (The responses are to be restricted only to teaching learning and evaluation process).
- It may be noted that the total time required for filling up this questionnaire may be less than 20 minutes.

Personal Information:-

A) Please confirm this is the first and only time you are participating in this survey -

a) Yes ☐ b) No ☒

B) Age:-

C) University Name:-

D) Gender:- a) Male ☐ b) Female ☒ c) Transgender ☐

E) What degree program are you pursuing now?

a) Bachelor's ☒ b) Master's ☐

F) What program are you currently pursuing?

a) Arts ☐ b) Science ☒ c) Commerce ☐ d) Professional ☒

Online Student Satisfaction Survey on Teaching Learning and Evaluation Process

Following are the questions:

1. How much of the curricula and syllabi are covered in the Discipline in which you are studying?

- 4 – 90 to 100%
- ☒ 3 – 75 to 89%
- 2 – 55 to 74%
- 1 – 30 to 54%
- 0 – Below 30%

2. What categories of teachers are involved in the theory and practical classes in your discipline?

- ☒ 4 – Professors, Associated Professors, Assistant Professors and Others (Lecturers, Tutors, Demonstrators and Residents)
- 3 – Associated Professors, Assistant Professors and others
- 2 – Assistant Professors and others
- 1 – Others
- 0 – None of the above

3. What percentage of teachers is effectively communicating domain knowledge, IT skills and Soft Skills in the Teaching Learning Process?

- ☒ 4 – 90 to 100%
- 3 – 75 to 89%
- 2 – 55 to 74%
- 1 – 30 to 54%
- 0 – Below 30%

4. Do the teachers build-up in you the expected curricular competencies, program outcomes and course outcomes?

- 4 – 90 to 100%
- ☒ 3 – 75 to 89%
- 2 – 55 to 74%
- 1 – 30 to 54%
- 0 – Below 30%

5. Does your mentor do necessary follow up of the tasks assigned to you?

- ☒ 4 – Every time
- 3 – Usually
- 2 – Occasionally
- 1 – Rarely
- 0 – I don't have a mentor

6. To what extent the mentoring process in your institution is beneficial to you for cognitive, social and emotional growth?
- 4 – Highly Beneficial
 - ☒ 3 – Beneficial
 - 2 – Satisfactory
 - 1 – Marginally
 - 0 – Not at all
7. To what extent practical facilities related to your discipline have been made available to you?
- ☒ 4 – 90 to 100%
 - 3 – 75 to 89%
 - 2 – 55 to 74%
 - 1 – 30 to 54%
 - 0 – Below 30%
8. What percentage of teachers use ICT-enabled methods like multimedia, web-based learning and national e-resources while teaching?
- ☒ 4 – 90 to 100%
 - 3 – 75 to 89%
 - 2 – 55 to 74%
 - 1 – 30 to 54%
 - 0 – Below 30%
9. What is the extent of opportunities given to you for outdoor learning like internship, student exchanges, field visits and projects?
- 4 – All of the above
 - 3 – Three of the above
 - ☒ 2 – Two of the above
 - 1 – One of the above
 - 0 – None of the above
10. Does the institution provide the opportunities for experiential learning, like problem-based learning, case-based learning, evidence-based learning, competency building, seminars, group discussions, to enhance knowledge and skills in your discipline?
- ☒ 4 – All of the above
 - 3 – Any four of the above
 - 2 – Any three of the above
 - 1 – Any two of the above
 - 0 – Any one of the above

11. What is the level of opportunities provided by your institution to develop employability and entrepreneurship skills to prepare you for your career?

- 4 – High Level
- 3 – Appreciable Level
- ☒ 2 – Satisfactory Level
- 1 – Marginal Level
- 0 – No opportunity

12. What is the level of value-added courses / training given by your institution in the area of professional ethics and values, community service, preventive health care and rural health care?

- 4 – High Level
- ☒ 3 – Appreciable Level
- 2 – Satisfactory Level
- 1 – Marginal Level
- 0 – No opportunity given

13. What level of monitoring and evaluation is available in your institution for assessing the effectiveness and interactivensess of the classroom/learning sessions?

- 4 – High Level
- 3 – Appreciable Level
- ☒ 2 – Satisfactory Level
- 1 – Marginal Level
- 0 – No opportunity given

14. To what extent the institutional ambience and class room teaching has improved your creative thinking and analytical skills?

- 4 – High Level
- ☒ 3 – Appreciable Level
- 2 – Satisfactory Level
- 1 – Marginal Level
- 0 – No opportunity given

15. How frequently your performance in academic assignments are discussed and reviewed with you by the teachers?

- 4 – Regularly
- ☒ 3 – Often
- 2 – Sometimes
- 1 – Rarely
- 0 – Never

16. What is your assessment about the fairness of the internal evaluation process by the teachers?

- 4 – Always fair
- ☒ 3 – More often fair
- 2 – Sometimes fair
- 1 – Usually unfair
- 0 – Always unfair

17. What is the average time taken by the institution for declaration of examination results?

- ☒ 4 – Within 15 days
- 3 – 16 days to 30 days
- 2 – 31 days to 45 days
- 1 – 46 days to 60 days
- 0 – Beyond 60 days

18. What are the mechanisms (issue of photocopy of answer sheet, re-totaling, re-evaluation and provision of grace marks) available in your institution for redressal of grievances with reference to examinations?

- 4 – All the above mechanisms
- ☒ 3 – Any three of them
- 2 – Any two of them
- 1 – Only one of them
- 0 – None

19. How do you rate the procedures involved in the pre examination, examination and post examination processes of the evaluation system adopted by your institution?

- 4 – Excellent
- ☒ 3 – Very Good
- 2 – Good
- 1 – Average
- 0 – Poor

20. Do your teachers enable you to identify your strengths and weaknesses and help you to develop your strengths and overcome your weaknesses by providing timely counseling and care?

- 4 – Every time
- ☒ 3 – Usually
- 2 – Occasionally
- 1 – Rarely
- 0 – Never

21. If you were to award rating of your institution in terms of "stars" in relation to quality of teaching learning and evaluation, what would be your rating?

4 - *****

3 - *****

2 - ***

1 - **

0 - *

22. Give three suggestions to improve the overall teaching, learning and evaluation process in your institution.

a) Guest lecture should be conducted.

b) AV classrooms.

c)



Date: 17/3/17

Student Satisfaction Survey

Guidelines for Students

NAAC (National Assessment and Accreditation Council) is conducting a Student Satisfaction Survey regarding Teaching – Learning and Evaluation, which will help to assess the quality status of the institution. The identification of the respondent will not be revealed.

- A student will have to respond to all the questions given in the following format after careful thought and sincere effort.
- Each question has five responses, choose the most appropriate one.
- The response to the qualitative question no. 23, is student's opportunity to give suggestions for improvements. (The responses are to be restricted only to teaching learning and evaluation process).
- It may be noted that the total time required for filling up this questionnaire may be less than 20 minutes.

Personal Information:-

A) Please confirm this is the first and only time you are participating in this survey -
a) Yes ☐ b) No ☒

B) Age:-

C) University Name:-

D) Gender:- a) Male ☐ b) Female ☒ c) Transgender ☐

E) What degree program are you pursuing now?
a) Bachelor's ☐

b) Master's ☒

F) What program are you currently pursuing?

a) Arts ☐ b) Science ☒ c) Commerce ☐ d) Professional ☐

Online Student Satisfaction Survey on Teaching Learning and Evaluation Process

Following are the questions:

1. How much of the curricula and syllabi are covered in the Discipline in which you are studying?
☒ 4 – 90 to 100%
3 – 75 to 89%
2 – 55 to 74%
1 – 30 to 54%
0 – Below 30%
2. What categories of teachers are involved in the theory and practical classes in your discipline?
4 – Professors, Associated Professors, Assistant Professors and Others (Lecturers, Tutors, Demonstrators and Residents)
3 – Associated Professors, Assistant Professors and others
☒ 2 – Assistant Professors and others
1 – Others
0 – None of the above
3. What percentage of teachers is effectively communicating domain knowledge, IT skills and Soft Skills in the Teaching Learning Process?
☒ 4 – 90 to 100%
3 – 75 to 89%
2 – 55 to 74%
1 – 30 to 54%
0 – Below 30%
4. Do the teachers build-up in you the expected curricular competencies, program outcomes and course outcomes?
☒ 4 – 90 to 100%
3 – 75 to 89%
2 – 55 to 74%
1 – 30 to 54%
0 – Below 30%
5. Does your mentor do necessary follow up of the tasks assigned to you?
☒ 4 – Every time
3 – Usually
2 – Occasionally
1 – Rarely
0 – I don't have a mentor

6. To what extent the mentoring process in your institution is beneficial to you for cognitive, social and emotional growth?

☒ 4 – Highly Beneficial

3 – Beneficial

2 – Satisfactory

1 – Marginally

0 – Not at all

7. To what extent practical facilities related to your discipline have been made available to you?

4 – 90 to 100%

☒ 3 – 75 to 89%

2 – 55 to 74%

1 – 30 to 54%

0 – Below 30%

8. What percentage of teachers use ICT-enabled methods like multimedia, web-based learning and national e-resources while teaching?

4 – 90 to 100%

☒ 3 – 75 to 89%

2 – 55 to 74%

1 – 30 to 54%

0 – Below 30%

9. What is the extent of opportunities given to you for outdoor learning like internship, student exchanges, field visits and projects?

☒ 4 – All of the above

3 – Three of the above

2 – Two of the above

1 – One of the above

0 – None of the above

10. Does the institution provide the opportunities for experiential learning, like problem-based learning, case-based learning, evidence-based learning, competency building, seminars, group discussions, to enhance knowledge and skills in your discipline?

4 – All of the above

☒ 3 – Any four of the above

2 – Any three of the above

1 – Any two of the above

0 – Any one of the above

11. What is the level of opportunities provided by your institution to develop employability and entrepreneurship skills to prepare you for your career?

☒ 4 – High Level

☐ 3 – Appreciable Level

☐ 2 – Satisfactory Level

☐ 1 – Marginal Level

☐ 0 – No opportunity

12. What is the level of value-added courses / training given by your institution in the area of professional ethics and values, community service, preventive health care and rural health care?

☒ 4 – High Level

☐ 3 – Appreciable Level

☐ 2 – Satisfactory Level

☐ 1 – Marginal Level

☐ 0 – No opportunity given

13. What level of monitoring and evaluation is available in your institution for assessing the effectiveness and interactivensess of the classroom/learning sessions?

☒ 4 – High Level

☐ 3 – Appreciable Level

☐ 2 – Satisfactory Level

☐ 1 – Marginal Level

☐ 0 – No opportunity given

14. To what extent the institutional ambience and class room teaching has improved your creative thinking and analytical skills?

☒ 4 – High Level

☐ 3 – Appreciable Level

☐ 2 – Satisfactory Level

☐ 1 – Marginal Level

☐ 0 – No opportunity given

15. How frequently your performance in academic assignments are discussed and reviewed with you by the teachers?

☒ 4 – Regularly

☐ 3 – Often

☐ 2 – Sometimes

☐ 1 – Rarely

☐ 0 – Never

ability and
What is your assessment about the fairness of the internal evaluation process by the teachers?

- ☒ 4 – Always fair
- ☐ 3 – More often fair
- ☐ 2 – Sometimes fair
- ☐ 1 – Usually unfair
- ☐ 0 – Always unfair

17. What is the average time taken by the institution for declaration of examination results?

- ☐ 4 – Within 15 days
- ☒ 3 – 16 days to 30 days
- ☐ 2 – 31 days to 45 days
- ☐ 1 – 46 days to 60 days
- ☐ 0 – Beyond 60 days

18. What are the mechanisms (issue of photocopy of answer sheet, re-totaling, re-evaluation and provision of grace marks) available in your institution for redressal of grievances with reference to examinations?

- ☒ 4 – All the above mechanisms
- ☐ 3 – Any three of them
- ☐ 2 – Any two of them
- ☐ 1 – Only one of them
- ☐ 0 – None

19. How do you rate the procedures involved in the pre examination, examination and post examination processes of the evaluation system adopted by your institution?

- ☒ 4 – Excellent
- ☐ 3 – Very Good
- ☐ 2 – Good
- ☐ 1 – Average
- ☐ 0 – Poor

20. Do your teachers enable you to identify your strengths and weaknesses and help you to develop your strengths and overcome your weaknesses by providing timely counseling and care?

- ☒ 4 – Every time
- ☐ 3 – Usually
- ☐ 2 – Occasionally
- ☐ 1 – Rarely
- ☐ 0 – Never

21. If you were to award rating of your institution in terms of "stars" in relation to quality of teaching learning and evaluation, what would be your rating?

4 - *****
3 - ****
2 - ***
1 - **
0 - *

22. Give three suggestions to improve the overall teaching, learning and evaluation process in your institution.

- a) Saturday or compulsory off
- b) fee. Concession
- c) No suggestion, good college

Date: 17/3/17

Hrishikesh

Student Satisfaction Survey

Guidelines for Students

NAAC (National Assessment and Accreditation Council) is conducting a Student Satisfaction Survey regarding Teaching – Learning and Evaluation, which will help to assess the quality status of the institution. The identification of the respondent will not be revealed.

- A student will have to respond to all the questions given in the following format after careful thought and sincere effort.
- Each question has five responses, choose the most appropriate one.
- The response to the qualitative question no. 23, is student's opportunity to give suggestions for improvements. (The responses are to be restricted only to teaching learning and evaluation process).
- It may be noted that the total time required for filling up this questionnaire may be less than 20 minutes.

Personal Information:-

A) Please confirm this is the first and only time you are participating in this survey -

a) Yes ☐ b) No ☒

B) Age:-

C) University Name:-

D) Gender:- a) Male ☒ b) Female ☐ c) Transgender ☐

E) What degree program are you pursuing now?

a) Bachelor's ☒ b) Master's ☐

F) What program are you currently pursuing?

a) Arts ☐ b) Science ☒ c) Commerce ☐ d) Professional ☐

Online Student Satisfaction Survey on Teaching Learning and Evaluation Process

Following are the questions:

1. How much of the curricula and syllabi are covered in the Discipline in which you are studying?
☒ 4 – 90 to 100%
3 – 75 to 89%
2 – 55 to 74%
1 – 30 to 54%
0 – Below 30%
2. What categories of teachers are involved in the theory and practical classes in your discipline?
4 – Professors, Associated Professors, Assistant Professors and Others (Lecturers, Tutors, Demonstrators and Residents)
☒ 3 – Associated Professors, Assistant Professors and others
2 – Assistant Professors and others
1 – Others
0 – None of the above
3. What percentage of teachers is effectively communicating domain knowledge, IT skills and Soft Skills in the Teaching Learning Process?
☒ 4 – 90 to 100%
3 – 75 to 89%
2 – 55 to 74%
1 – 30 to 54%
0 – Below 30%
4. Do the teachers build-up in you the expected curricular competencies, program outcomes and course outcomes?
4 – 90 to 100%
☒ 3 – 75 to 89%
2 – 55 to 74%
1 – 30 to 54%
0 – Below 30%
5. Does your mentor do necessary follow up of the tasks assigned to you?
☒ 4 – Every time
3 – Usually
2 – Occasionally
1 – Rarely
0 – I don't have a mentor

To what extent the mentoring process in your institution is beneficial to you for cognitive, social and emotional growth?

- ☒ 4 – Highly Beneficial
- ☐ 3 – Beneficial
- ☐ 2 – Satisfactory
- ☐ 1 – Marginally
- ☐ 0 – Not at all

To what extent practical facilities related to your discipline have been made available to you?

- ☒ 4 – 90 to 100%
- ☐ 3 – 75 to 89%
- ☐ 2 – 55 to 74%
- ☐ 1 – 30 to 54%
- ☐ 0 – Below 30%

8. What percentage of teachers use ICT-enabled methods like multimedia, web-based learning and national e-resources while teaching?

- ☒ 4 – 90 to 100%
- ☐ 3 – 75 to 89%
- ☐ 2 – 55 to 74%
- ☐ 1 – 30 to 54%
- ☐ 0 – Below 30%

9. What is the extent of opportunities given to you for outdoor learning like internship, student exchanges, field visits and projects?

- ☒ 4 – All of the above
- ☐ 3 – Three of the above
- ☐ 2 – Two of the above
- ☐ 1 – One of the above
- ☐ 0 – None of the above

10. Does the institution provide the opportunities for experiential learning, like problem-based learning, case-based learning, evidence-based learning, competency building, seminars, group discussions, to enhance knowledge and skills in your discipline?

- ☐ 4 – All of the above
- ☒ 3 – Any four of the above
- ☐ 2 – Any three of the above
- ☐ 1 – Any two of the above
- ☐ 0 – Any one of the above

11. What is the level of opportunities provided by your institution to develop employability and entrepreneurship skills to prepare you for your career?

- ☒ 4 - High Level
- ☐ 3 - Appreciable Level
- ☐ 2 - Satisfactory Level
- ☐ 1 - Marginal Level
- ☐ 0 - No opportunity

12. What is the level of value-added courses / training given by your institution in the area of professional ethics and values, community service, preventive health care and rural health care?

- ☐ 4 - High Level
- ☒ 3 - Appreciable Level
- ☐ 2 - Satisfactory Level
- ☐ 1 - Marginal Level
- ☐ 0 - No opportunity given

13. What level of monitoring and evaluation is available in your institution for assessing the effectiveness and interactivensess of the classroom/learning sessions?

- ☐ 4 - High Level
- ☒ 3 - Appreciable Level
- ☐ 2 - Satisfactory Level
- ☐ 1 - Marginal Level
- ☐ 0 - No opportunity given

14. To what extent the institutional ambience and class room teaching has improved your creative thinking and analytical skills?

- ☒ 4 - High Level
- ☐ 3 - Appreciable Level
- ☐ 2 - Satisfactory Level
- ☐ 1 - Marginal Level
- ☐ 0 - No opportunity given

15. How frequently your performance in academic assignments are discussed and reviewed with you by the teachers?

- ☒ 4 - Regularly
- ☐ 3 - Often
- ☐ 2 - Sometimes
- ☐ 1 - Rarely
- ☐ 0 - Never

16. What is your assessment about the fairness of the internal evaluation process by the teachers?

- ☒ 4 – Always fair
- 3 – More often fair
- 2 – Sometimes fair
- 1 – Usually unfair
- 0 – Always unfair

17. What is the average time taken by the institution for declaration of examination results?

- ☒ 4 – Within 15 days
- 3 – 16 days to 30 days
- 2 – 31 days to 45 days
- 1 – 46 days to 60 days
- 0 – Beyond 60 days

18. What are the mechanisms (issue of photocopy of answer sheet, re-totalling, re-evaluation and provision of grace marks) available in your institution for redressal of grievances with reference to examinations?

- ☒ 4 – All the above mechanisms
- 3 – Any three of them
- 2 – Any two of them
- 1 – Only one of them
- 0 – None

19. How do you rate the procedures involved in the pre examination, examination and post examination processes of the evaluation system adopted by your institution?

- ☒ 4 – Excellent
- 3 – Very Good
- 2 – Good
- 1 – Average
- 0 – Poor

20. Do your teachers enable you to identify your strengths and weaknesses and help you to develop your strengths and overcome your weaknesses by providing timely counseling and care?

- ☒ 4 – Every time
- 3 – Usually
- 2 – Occasionally
- 1 – Rarely
- 0 – Never

21. If you were to award rating of your institution in terms of "stars" in relation to quality of teaching learning and evaluation, what would be your rating?

- 4 - *****
3 - *****
2 - ***
1 - **
0 - *

22. Give three suggestions to improve the overall teaching, learning and evaluation process in your institution.

- a) Improve Infrastructure .
b) clean & neat classrooms .
c) —

Date: 17/3/17

Abhinav

Student Satisfaction Survey

Guidelines for Students

NAAC (National Assessment and Accreditation Council) is conducting a Student Satisfaction Survey regarding Teaching – Learning and Evaluation, which will help to assess the quality status of the institution. The identification of the respondent will not be revealed.

- A student will have to respond to all the questions given in the following format after careful thought and sincere effort.
- Each question has five responses, choose the most appropriate one.
- The response to the qualitative question no. 23, is student's opportunity to give suggestions for improvements. (The responses are to be restricted only to teaching learning and evaluation process).
- It may be noted that the total time required for filling up this questionnaire may be less than 20 minutes.

Personal Information:-

A) Please confirm this is the first and only time you are participating in this survey -

a) Yes ☐ b) No ☒

B) Age:-

C) University Name:-

D) Gender:- a) Male ☐ b) Female ☒ c) Transgender ☐

E) What degree program are you pursuing now?

a) Bachelor's ☒ b) Master's ☐

F) What program are you currently pursuing?

a) Arts ☐ b) Science ☒ c) Commerce ☐ d) Professional ☐

Online Student Satisfaction Survey on Teaching Learning and Evaluation

Following are the questions:

1. How much of the curricula and syllabi are covered in the Discipline in which you are studying?
 - 4 – 90 to 100%
 - ☒ 3 – 75 to 89%
 - 2 – 55 to 74%
 - 1 – 30 to 54%
 - 0 – Below 30%
2. What categories of teachers are involved in the theory and practical classes in your discipline?
 - 4 – Professors, Associated Professors, Assistant Professors and Others (Lecturers, Tutors, Demonstrators and Residents)
 - ☒ 3 – Associated Professors, Assistant Professors and others
 - 2 – Assistant Professors and others
 - 1 – Others
 - 0 – None of the above
3. What percentage of teachers is effectively communicating domain knowledge, IT skills and Soft Skills in the Teaching Learning Process?
 - ☒ 4 – 90 to 100%
 - 3 – 75 to 89%
 - 2 – 55 to 74%
 - 1 – 30 to 54%
 - 0 – Below 30%
4. Do the teachers build-up in you the expected curricular competencies, program outcomes and course outcomes?
 - 4 – 90 to 100%
 - ☒ 3 – 75 to 89%
 - 2 – 55 to 74%
 - 1 – 30 to 54%
 - 0 – Below 30%
5. Does your mentor do necessary follow up of the tasks assigned to you?
 - 4 – Every time
 - ☒ 3 – Usually
 - 2 – Occasionally
 - 1 – Rarely
 - 0 – I don't have a mentor

extent the
and emotional
Highly Beneficial
Beneficial
2 – Satisfactory
1 – Marginally
0 – Not at all
7. To what

What extent the mentoring process in your institution is beneficial to you for cognitive, social and emotional growth?

- 4 – Highly Beneficial
- 3 – Beneficial
- 2 – Satisfactory
- 1 – Marginally
- 0 – Not at all

7. To what extent practical facilities related to your discipline have been made available to you?

- 4 – 90 to 100%
- 3 – 75 to 89%
- 2 – 55 to 74%
- 1 – 30 to 54%
- 0 – Below 30%

8. What percentage of teachers use ICT-enabled methods like multimedia, web-based learning and national e-resources while teaching?

- 4 – 90 to 100%
- 3 – 75 to 89%
- 2 – 55 to 74%
- 1 – 30 to 54%
- 0 – Below 30%

9. What is the extent of opportunities given to you for outdoor learning like internship, student exchanges, field visits and projects?

- 4 – All of the above
- 3 – Three of the above
- 2 – Two of the above
- 1 – One of the above
- 0 – None of the above

10. Does the institution provide the opportunities for experiential learning, like problem-based learning, case-based learning, evidence-based learning, competency building, seminars, group discussions, to enhance knowledge and skills in your discipline?

- 4 – All of the above
- 3 – Any four of the above
- 2 – Any three of the above
- 1 – Any two of the above
- 0 – Any one of the above

11. What is the level of opportunities provided by your institution to develop employability entrepreneurship skills to prepare you for your career?

- 4 – High Level
- ☒ 3 – Appreciable Level
- 2 – Satisfactory Level
- 1 – Marginal Level
- 0 – No opportunity

12. What is the level of value-added courses / training given by your institution in the area of professional ethics and values, community service, preventive health care and rural health care?

- 4 – High Level
- ☒ 3 – Appreciable Level
- 2 – Satisfactory Level
- 1 – Marginal Level
- 0 – No opportunity given

13. What level of monitoring and evaluation is available in your institution for assessing the effectiveness and interactiveness of the classroom/learning sessions?

- 4 – High Level
- ☒ 3 – Appreciable Level
- 2 – Satisfactory Level
- 1 – Marginal Level
- 0 – No opportunity given

14. To what extent the institutional ambience and class room teaching has improved your creative thinking and analytical skills?

- 4 – High Level
- 3 – Appreciable Level
- ☒ 2 – Satisfactory Level
- 1 – Marginal Level
- 0 – No opportunity given

15. How frequently your performance in academic assignments are discussed and reviewed with you by the teachers?

- ☒ 4 – Regularly
- 3 – Often
- 2 – Sometimes
- 1 – Rarely
- 0 – Never

our assessment
Always fair
2 – More often fair
1 – Sometimes fair
0 – Usually unfair
Always unfair
4 – What is the average
4 – With

your assessment about the fairness of the internal evaluation process by the teachers?

- ☐ always fair
- ☐ more often fair
- ☐ sometimes fair
- ☐ usually unfair
- ☐ always unfair

What is the average time taken by the institution for declaration of examination results?

- ☒ Within 15 days
- ☐ 16 days to 30 days
- ☐ 31 days to 45 days
- ☐ 46 days to 60 days
- ☐ Beyond 60 days

What are the mechanisms (issue of photocopy of answer sheet, re-totaling, re-evaluation and award of grace marks) available in your institution for redressal of grievances with reference to examinations?

- ☒ 4 – All the above mechanisms
- ☐ 3 – Any three of them
- ☐ 2 – Any two of them
- ☐ 1 – Only one of them
- ☐ 0 – None

How do you rate the procedures involved in the pre examination, examination and post examination processes of the evaluation system adopted by your institution?

- ☒ 4 – Excellent
- ☐ 3 – Very Good
- ☐ 2 – Good
- ☐ 1 – Average
- ☐ 0 – Poor

20. Do your teachers enable you to identify your strengths and weaknesses and help you to develop your strengths and overcome your weaknesses by providing timely counseling and care?

- ☒ 4 – Every time
- ☐ 3 – Usually
- ☐ 2 – Occasionally
- ☐ 1 – Rarely
- ☐ 0 – Never

21. If you were to award rating of your institution in terms of "stars" in relation to quality of teaching learning and evaluation, what would be your rating?

4 - *****

☒ 3 - *****

2 - ***

1 - **

0 - *

22. Give three suggestions to improve the overall teaching, learning and evaluation process in your institution.

- a) we want expert lectures.
- b) Improve computer lab
- c)

Date: 17/3/17



**G R Patil College of Arts, Science and Commerce, Sonarpada,
Dombivli (E)**

Student Satisfaction Survey

Guidelines for Students

NAAC (National Assessment and Accreditation Council) is conducting a Student Satisfaction Survey regarding Teaching – Learning and Evaluation, which will help to assess the quality status of the institution. The identification of the respondent will not be revealed.

- A student will have to respond to all the questions given in the following format after careful thought and sincere effort.
- Each question has five responses, choose the most appropriate one.
- The response to the qualitative question no. 23, is student's opportunity to give suggestions for improvements. (The responses are to be restricted only to teaching learning and evaluation process).
- It may be noted that the total time required for filling up this questionnaire may be less than 20 minutes.

| | | | |
|--|----------------------------------|--|---|
| Personal Information:- | | | |
| A) Please confirm this is the first and only time you are participating in this survey - | | | |
| a) Yes | <input type="checkbox"/> | b) No | <input checked="" type="checkbox"/> |
| B) Age:- <input type="text" value="22"/> | | | |
| C) University Name:- <input type="text" value="University of Mumbai"/> | | | |
| D) Gender:- | a) Male <input type="checkbox"/> | b) Female <input checked="" type="checkbox"/> | c) Transgender <input type="checkbox"/> |
| E) What degree program are you pursuing now? | | | |
| a) Bachelor's | <input type="checkbox"/> | b) Master's | <input checked="" type="checkbox"/> |
| F) What program are you currently pursuing? | | | |
| a) Arts | <input type="checkbox"/> | b) Science <input checked="" type="checkbox"/> | c) Commerce <input type="checkbox"/> d) Professional <input type="checkbox"/> |

Following are the questions:

1. How much of the curricula and syllabi are covered in the Discipline in which you are studying?

- 4 – 90 to 100%
- ✓ 3 – 75 to 89%
- 2 – 55 to 74%
- 1 – 30 to 54%
- 0 – Below 30%

2. What categories of teachers are involved in the theory and practical classes in your discipline?

- ✓ 4 – Professors, Associated Professors, Assistant Professors and Others (Lecturers, Tutors, Demonstrators and Residents)
- 3 – Associated Professors, Assistant Professors and others
- 2 – Assistant Professors and others
- 1 – Others
- 0 – None of the above

3. What percentage of teachers is effectively communicating domain knowledge, IT skills and Soft Skills in the Teaching Learning Process?

- 4 – 90 to 100%
- ✓ 3 – 75 to 89%
- 2 – 55 to 74%
- 1 – 30 to 54%
- 0 – Below 30%

4. Do the teachers build-up in you the expected curricular competencies, program outcomes and course outcomes?

- 4 – 90 to 100%
- ✓ 3 – 75 to 89%
- 2 – 55 to 74%
- 1 – 30 to 54%
- 0 – Below 30%

5. Does your mentor do necessary follow up of the tasks assigned to you?

- 4 – Every time
- ✓ 3 – Usually
- 2 – Occasionally
- 1 – Rarely
- 0 – I don't have a mentor

To what extent the mentoring process in your institution is beneficial to you for cognitive, social and emotional growth?

4 – Highly Beneficial

☒ 3 – Beneficial

2 – Satisfactory

1 – Marginally

0 – Not at all

7. To what extent practical facilities related to your discipline have been made available to you?

4 – 90 to 100%

☒ 3 – 75 to 89%

2 – 55 to 74%

1 – 30 to 54%

0 – Below 30%

8. What percentage of teachers use ICT-enabled methods like multimedia, web-based learning and national e-resources while teaching?

☒ 4 – 90 to 100%

3 – 75 to 89%

2 – 55 to 74%

1 – 30 to 54%

0 – Below 30%

9. What is the extent of opportunities given to you for outdoor learning like internship, student exchanges, field visits and projects?

4 – All of the above

☒ 3 – Three of the above

2 – Two of the above

1 – One of the above

0 – None of the above

10. Does the institution provide the opportunities for experiential learning, like problem-based learning, case-based learning, evidence-based learning, competency building, seminars, group discussions, to enhance knowledge and skills in your discipline?

4 – All of the above

☒ 3 – Any four of the above

2 – Any three of the above

1 – Any two of the above

0 – Any one of the above

11. What is the level of opportunities provided by your institution to develop employability and entrepreneurship skills to prepare you for your career?

- 4 – High Level
- ☒ 3 – Appreciable Level
- 2 – Satisfactory Level
- 1 – Marginal Level
- 0 – No opportunity

12. What is the level of value-added courses / training given by your institution in the area of professional ethics and values, community service, preventive health care and rural health care?

- 4 – High Level
- ☒ 3 – Appreciable Level
- 2 – Satisfactory Level
- 1 – Marginal Level
- 0 – No opportunity given

13. What level of monitoring and evaluation is available in your institution for assessing the effectiveness and interactivensess of the classroom/learning sessions?

- 4 – High Level
- ☒ 3 – Appreciable Level
- 2 – Satisfactory Level
- 1 – Marginal Level
- 0 – No opportunity given

14. To what extent the institutional ambience and class room teaching has improved your creative thinking and analytical skills?

- 4 – High Level
- 3 – Appreciable Level
- ☒ 2 – Satisfactory Level
- 1 – Marginal Level
- 0 – No opportunity given

15. How frequently your performance in academic assignments are discussed and reviewed with you by the teachers?

- 4 – Regularly
- ☒ 3 – Often
- 2 – Sometimes
- 1 – Rarely
- 0 – Never

16. What is your assessment about the fairness of the internal evaluation process by the teachers?

- 4 – Always fair
- ✓ 3 – More often fair
- 2 – Sometimes fair
- 1 – Usually unfair
- 0 – Always unfair

17. What is the average time taken by the institution for declaration of examination results?

- 4 – Within 15 days
- ✓ 3 – 16 days to 30 days
- 2 – 31 days to 45 days
- 1 – 46 days to 60 days
- 0 – Beyond 60 days

18. What are the mechanisms (issue of photocopy of answer sheet, re-totalling, re-evaluation and provision of grace marks) available in your institution for redressal of grievances with reference to examinations?

- 4 – All the above mechanisms
- ✓ 3 – Any three of them
- 2 – Any two of them
- 1 – Only one of them
- 0 – None

19. How do you rate the procedures involved in the pre examination, examination and post examination processes of the evaluation system adopted by your institution?

- 4 – Excellent
- ✓ 3 – Very Good
- 2 – Good
- 1 – Average
- 0 – Poor

20. Do your teachers enable you to identify your strengths and weaknesses and help you to develop your strengths and overcome your weaknesses by providing timely counseling and care?

- ✓ 4 – Every time
- 3 – Usually
- 2 – Occasionally
- 1 – Rarely
- 0 – Never

21. If you were to award rating of your institution in terms of "stars" in relation to quality of teaching learning and evaluation, what would be your rating?

- 4 - *****
- ✓ 3 - *****
- 2 - ***
- 1 - **
- 0 - *


22. Give three suggestions to improve the overall teaching, learning and evaluation process in your institution.

a) Guest lecture .

b)

c)

Date: --1/3/17



Student Satisfaction Survey

Guidelines for Students

NAAC (National Assessment and Accreditation Council) is conducting a Student Satisfaction Survey regarding Teaching – Learning and Evaluation, which will help to assess the quality status of the institution. The identification of the respondent will not be revealed.

- A student will have to respond to all the questions given in the following format after careful thought and sincere effort.
- Each question has five responses, choose the most appropriate one.
- The response to the qualitative question no. 23, is student's opportunity to give suggestions for improvements. (The responses are to be restricted only to teaching learning and evaluation process).
- It may be noted that the total time required for filling up this questionnaire may be less than 20 minutes.

| | | | |
|--|--|---|--|
| Personal Information:- | | | |
| A) Please confirm this is the first and only time you are participating in this survey - | | | |
| a) Yes <input type="checkbox"/> | | b) No <input checked="" type="checkbox"/> | |
| B) Age:- <input style="width: 100px;" type="text" value="21"/> | | | |
| C) University Name:- <input style="width: 500px;" type="text" value="Mumbai"/> | | | |
| D) Gender:- a) Male <input checked="" type="checkbox"/> b) Female <input type="checkbox"/> c) Transgender <input type="checkbox"/> | | | |
| E) What degree program are you pursuing now? | | | |
| a) Bachelor's <input type="checkbox"/> | | b) Master's <input checked="" type="checkbox"/> | |
| F) What program are you currently pursuing? | | | |
| a) Arts <input type="checkbox"/> | | b) Science <input checked="" type="checkbox"/> | |
| c) Commerce <input type="checkbox"/> | | d) Professional <input type="checkbox"/> | |

Online Student Satisfaction Survey on Teaching Learning and Evaluation Process

Following are the questions:

1. How much of the curricula and syllabi are covered in the Discipline in which you are studying?

- 4 – 90 to 100%
- ✓ 3 – 75 to 89%
- 2 – 55 to 74%
- 1 – 30 to 54%
- 0 – Below 30%

2. What categories of teachers are involved in the theory and practical classes in your discipline?

- 4 – Professors, Associated Professors, Assistant Professors and Others (Lecturers, Tutors, Demonstrators and Residents)
- ✓ 3 – Associated Professors, Assistant Professors and others
- 2 – Assistant Professors and others
- 1 – Others
- 0 – None of the above

3. What percentage of teachers is effectively communicating domain knowledge, IT skills and Soft Skills in the Teaching Learning Process?

- 4 – 90 to 100%
- 3 – 75 to 89%
- ✓ 2 – 55 to 74%
- 1 – 30 to 54%
- 0 – Below 30%

4. Do the teachers build-up in you the expected curricular competencies, program outcomes and course outcomes?

- 4 – 90 to 100%
- ✓ 3 – 75 to 89%
- 2 – 55 to 74%
- 1 – 30 to 54%
- 0 – Below 30%

5. Does your mentor do necessary follow up of the tasks assigned to you?

- 4 – Every time
- ✓ 3 – Usually
- 2 – Occasionally
- 1 – Rarely
- 0 – I don't have a mentor

6. To what extent the mentoring process in your institution is beneficial to you for cognitive, social and emotional growth?

4 - Highly-Beneficial

☒ 3 - Beneficial

2 - Satisfactory

1 - Marginally

0 - Not at all

7. To what extent practical facilities related to your discipline have been made available to you?

4 - 90 to 100%

3 - 75 to 89%

☒ 2 - 55 to 74%

1 - 30 to 54%

0 - Below 30%

8. What percentage of teachers use ICT-enabled methods like multimedia, web-based learning and national e-resources while teaching?

4 - 90 to 100%

☒ 3 - 75 to 89%

2 - 55 to 74%

1 - 30 to 54%

0 - Below 30%

9. What is the extent of opportunities given to you for outdoor learning like internship, student exchanges, field visits and projects?

4 - All of the above

☒ 3 - Three of the above

2 - Two of the above

1 - One of the above

0 - None of the above

10. Does the institution provide the opportunities for experiential learning, like problem-based learning, case-based learning, evidence-based learning, competency building, seminars, group discussions, to enhance knowledge and skills in your discipline?

4 - All of the above

3 - Any four of the above

☒ 2 - Any three of the above

1 - Any two of the above

0 - Any one of the above

11. What is the level of opportunities provided by your institution to develop employability and entrepreneurship skills to prepare you for your career?

- 4 – High Level
- ☒ 3 – Appreciable Level
- 2 – Satisfactory Level
- 1 – Marginal Level
- 0 – No opportunity

12. What is the level of value-added courses / training given by your institution in the areas of professional ethics and values, community service, preventive health care and rural health care?

- ☒ 4 – High Level
- 3 – Appreciable Level
- 2 – Satisfactory Level
- 1 – Marginal Level
- 0 – No opportunity given

13. What level of monitoring and evaluation is available in your institution for assessing the effectiveness and interactivensess of the classroom/learning sessions?

- 4 – High Level
- ☒ 3 – Appreciable Level
- 2 – Satisfactory Level
- 1 – Marginal Level
- 0 – No opportunity given

14. To what extent the institutional ambience and class room teaching has improved your creative thinking and analytical skills?

- 4 – High Level
- ☒ 3 – Appreciable Level
- 2 – Satisfactory Level
- 1 – Marginal Level
- 0 – No opportunity given

15. How frequently your performance in academic assignments are discussed and reviewed with you by the teachers?

- 4 – Regularly
- ☒ 3 – Often
- 2 – Sometimes
- 1 – Rarely
- 0 – Never

What is your assessment about the fairness of the internal evaluation process by the teachers?

- ☐ Always fair
- ☒ More often fair
- ☐ Sometimes fair
- ☐ Usually unfair
- ☐ Always unfair

What is the average time taken by the institution for declaration of examination results?

- ☐ 4 – Within 15 days
- ☐ 3 – 16 days to 30 days
- ☒ 2 – 31 days to 45 days
- ☐ 1 – 46 days to 60 days
- ☐ 0 – Beyond 60 days

What are the mechanisms (issue of photocopy of answer sheet, re-totaling, re-evaluation and revision of grace marks) available in your institution for redressal of grievances with reference to examinations?

- ☐ 4 – All the above mechanisms
- ☒ 3 – Any three of them
- ☐ 2 – Any two of them
- ☐ 1 – Only one of them
- ☐ 0 – None

9. How do you rate the procedures involved in the pre examination, examination and post examination processes of the evaluation system adopted by your institution?

- ☐ 4 – Excellent
- ☒ 3 – Very Good
- ☐ 2 – Good
- ☐ 1 – Average
- ☐ 0 – Poor

20. Do your teachers enable you to identify your strengths and weaknesses and help you to develop your strengths and overcome your weaknesses by providing timely counseling and care?

- ☐ 4 – Every time
- ☒ 3 – Usually
- ☐ 2 – Occasionally
- ☐ 1 – Rarely
- ☐ 0 – Never

21. If you were to award rating of your institution in terms of "stars" in relation to quality of teaching learning and evaluation, what would be your rating?

4 - *****
✓ 3 - *****
2 - ***
1 - **
0 - *

22. Give three suggestions to improve the overall teaching, learning and evaluation process in your institution.

a) we want expert lecture.

b)

c)



Date: ----- 17/3/17.

Student Satisfaction Survey

Guidelines for Students

NAAC (National Assessment and Accreditation Council) is conducting a Student Satisfaction Survey regarding Teaching – Learning and Evaluation, which will help to assess the quality status of the institution. The identification of the respondent will not be revealed.

- A student will have to respond to all the questions given in the following format after careful thought and sincere effort.
- Each question has five responses, choose the most appropriate one.
- The response to the qualitative question no. 23, is student's opportunity to give suggestions for improvements. (The responses are to be restricted only to teaching learning and evaluation process).
- It may be noted that the total time required for filling up this questionnaire may be less than 20 minutes.

Personal Information:-

A) Please confirm this is the first and only time you are participating in this survey -

a) Yes ☐ b) No ☒

B) Age:-

C) University Name:-

D) Gender:- a) Male ☒ b) Female ☐ c) Transgender ☐

E) What degree program are you pursuing now?

a) Bachelor's ☒ b) Master's ☐

F) What program are you currently pursuing?

a) Arts ☐ b) Science ☒ c) Commerce ☐ d) Professional ☐

Online Student Satisfaction Survey on Teaching Learning and Evaluation Process

Following are the questions:

1. How much of the curricula and syllabi are covered in the Discipline in which you are studying?

- 4 – 90 to 100%
- 3 – 75 to 89%
- 2 – 55 to 74%
- 1 – 30 to 54%
- 0 – Below 30%

2. What categories of teachers are involved in the theory and practical classes in your discipline?

4 – Professors, Associated Professors, Assistant Professors and Others (Lecturers, Tutors, Demonstrators and Residents)

3 – Associated Professors, Assistant Professors and others

2 – Assistant Professors and others

1 – Others

0 – None of the above

3. What percentage of teachers is effectively communicating domain knowledge, IT skills and Soft Skills in the Teaching Learning Process?

- 4 – 90 to 100%
- 3 – 75 to 89%
- 2 – 55 to 74%
- 1 – 30 to 54%
- 0 – Below 30%

4. Do the teachers build-up in you the expected curricular competencies, program outcomes and course outcomes?

- 4 – 90 to 100%
- 3 – 75 to 89%
- 2 – 55 to 74%
- 1 – 30 to 54%
- 0 – Below 30%

5. Does your mentor do necessary follow up of the tasks assigned to you?

- 4 – Every time
- 3 – Usually
- 2 – Occasionally
- 1 – Rarely
- 0 – I don't have a mentor

6. To what extent the mentoring process in your institution is beneficial to you for cognitive, social and emotional growth?

4 – Highly Beneficial

☒ 3 – Beneficial

2 – Satisfactory

1 – Marginally

0 – Not at all

7. To what extent practical facilities related to your discipline have been made available to you?

4 – 90 to 100%

☒ 3 – 75 to 89%

2 – 55 to 74%

1 – 30 to 54%

0 – Below 30%

8. What percentage of teachers use ICT-enabled methods like multimedia, web-based learning and national e-resources while teaching?

4 – 90 to 100%

☒ 3 – 75 to 89%

2 – 55 to 74%

1 – 30 to 54%

0 – Below 30%

9. What is the extent of opportunities given to you for outdoor learning like internship, student exchanges, field visits and projects?

4 – All of the above

☒ 3 – Three of the above

2 – Two of the above

1 – One of the above

0 – None of the above

10. Does the institution provide the opportunities for experiential learning, like problem-based learning, case-based learning, evidence-based learning, competency building, seminars, group discussions, to enhance knowledge and skills in your discipline?

4 – All of the above

☒ 3 – Any four of the above

2 – Any three of the above

1 – Any two of the above

0 – Any one of the above

11. What is the level of opportunities provided by your institution to develop employability and entrepreneurship skills to prepare you for your career?

- 4 - High Level
- ✓ 3 - Appreciable Level
- 2 - Satisfactory Level
- 1 - Marginal Level
- 0 - No opportunity

12. What is the level of value-added courses / training given by your institution in the area of professional ethics and values, community service, preventive health care and rural health care?

- 4 - High Level
- ✓ 3 - Appreciable Level
- 2 - Satisfactory Level
- 1 - Marginal Level
- 0 - No opportunity given

13. What level of monitoring and evaluation is available in your institution for assessing the effectiveness and interactivensess of the classroom/learning sessions?

- 4 - High Level
- ✓ 3 - Appreciable Level
- 2 - Satisfactory Level
- 1 - Marginal Level
- 0 - No opportunity given

14. To what extent the institutional ambience and class room teaching has improved your creative thinking and analytical skills?

- 4 - High Level
- ✓ 3 - Appreciable Level
- 2 - Satisfactory Level
- 1 - Marginal Level
- 0 - No opportunity given

15. How frequently your performance in academic assignments are discussed and reviewed with you by the teachers?

- 4 - Regularly
- ✓ 3 - Often
- 2 - Sometimes
- 1 - Rarely
- 0 - Never

16. What is your assessment about the fairness of the internal evaluation process by the teachers?

- 4 – Always fair
- ☒ 3 – More often fair
- 2 – Sometimes fair
- 1 – Usually unfair
- 0 – Always unfair

17. What is the average time taken by the institution for declaration of examination results?

- ☒ 4 – Within 15 days
- 3 – 16 days to 30 days
- 2 – 31 days to 45 days
- 1 – 46 days to 60 days
- 0 – Beyond 60 days

18. What are the mechanisms (issue of photocopy of answer sheet, re-totaling, re-evaluation and provision of grace marks) available in your institution for redressal of grievances with reference to examinations?

- 4 – All the above mechanisms
- ☒ 3 – Any three of them
- 2 – Any two of them
- 1 – Only one of them
- 0 – None

19. How do you rate the procedures involved in the pre examination, examination and post examination processes of the evaluation system adopted by your institution?

- 4 – Excellent
- ☒ 3 – Very Good
- 2 – Good
- 1 – Average
- 0 – Poor

20. Do your teachers enable you to identify your strengths and weaknesses and help you to develop your strengths and overcome your weaknesses by providing timely counseling and care?

- 4 – Every time
- ☒ 3 – Usually
- 2 – Occasionally
- 1 – Rarely
- 0 – Never

21. If you were to award rating of your institution in terms of "stars" in relation to quality of teaching learning and evaluation, what would be your rating?

- 4 - *****
- ✓ 3 - *****
- 2 - ***
- 1 - **
- 0 - *

22. Give three suggestions to improve the overall teaching, learning and evaluation process in your institution.

- a) we want college festival.
- b) we want some other media like ~~or~~ interactive lecture.
- c)

ate: --- 17/3/17

[Signature]